

## Liv-ex User Guide part 1: search and discover

### Searching for a wine

Begin by going to [www.liv-ex.com](http://www.liv-ex.com) and signing in.



#### Use the 'Search for wine' box

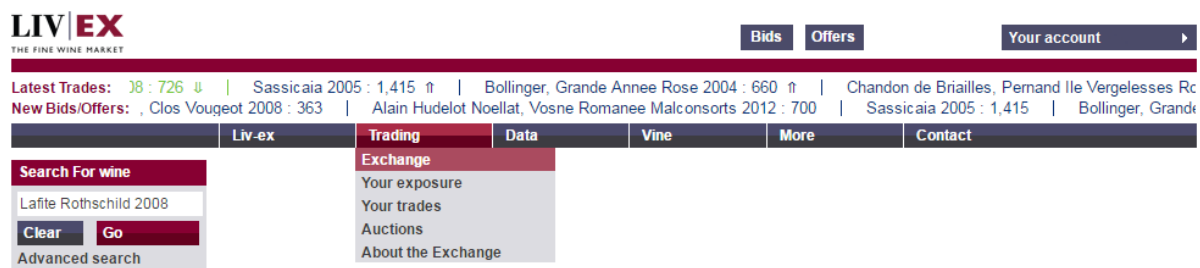
- 1) Type the wine name (suggestions will appear after the first four characters) and vintage.
- 2) You don't need to type the words "Chateau" or "Domaine", or any prefixes such as "La", "Le" or "Les".
- 3) Hit enter and go.

#### Click 'Advanced Search' for a more specific view

- 1) Search by LWIN (Liv-ex Wine Identification Number), region, unit size, contract type, price, score and quantity.
- 2) Search by contract: SIB (Standard in Bond), EP (En Primeur) or Special (Further details on these can be found below on the Exchange pages)
  - a. For Special, you can define what you are looking for: In Bond (IB), Duty Paid (DP), Minimum Quantity, Minimum Time, Available Now or with a Condition Issue.
- 3) 'Filter' enables you to search further:
  - a. Active Markets = wines with a bid or offer against them
  - b. Live Bids = wines with a bid against them
  - c. Live Offers = wines with an offer against them
  - d. Spreads = wines with a bid and offer on the same contract
  - e. Discounted Offers = an offer below Market Price
- 4) Export the results into Excel in order to offer to your clients.

### Viewing the Exchange pages

#### [Liv-ex > Trading > Exchange](#)



- 1) **[Recent Activity](#)**: a summary of Liv-ex activity that refreshes automatically and is sorted by most recent


Recent Activity	Latest best bids	Latest best offers	Recent trades	Spreads	
Wine		Liv-ex markets			Market overview
Wine, Vin, C		Bid	Offer	Last	Market
Mouton Rothschild, 1990 12x75, SIB		2,682 1	-	2,550 26/01/15	3,346
Calon Segur, 2008 12x75, SIB		498 3	-	480 21/03/16	570
Calon Segur, 2008 12x75, <b>Special - DP - Now</b>		470 1	550 1	480 21/03/16	570
Leoville Las Cases, 2004 12x75, SIB		1,023 5	-	910 20/11/15	1,100
Leoville Las Cases, 2004 12x75, <b>Special - Now</b>		900 2	1,180 2	910 20/11/15	1,100
Margaux, 1999 12x75, SIB		2,968 1	-	2,950 22/07/15	3,200

- Best bid (green): highest firm commitment to buy
- Best offer (blue): lowest firm commitment to sell
- Last trade (red): in that format, with the date
- Market Price (grey): The price you are likely to pay for Standard-In-Bond (SIB) compliant stock in the market. Calculated from the lowest prices advertised by leading stockholders in the EU.

## 2) Contracts on Liv-ex

- Standard In Bond (SIB)
  - Original packaging in good condition, levels to base neck or better, capsules undamaged, labels clean and undamaged. No stock re-imported from, or carrying strip labels for Asia, USA or non-European regions, no merchant labels.
  - Seller must deliver to a Liv-ex warehouse within 14 days of trade.
- Special
  - The seller writes their own contract, providing information to the buyer. Stock may be listed as **Special** because it is duty paid ("DP"), or because of delivery time ("3 wks"), minimum number of units ("Qty 5"), or a condition issue ("Condition").
  - Details will be listed in red alongside the trade, enabling you to instantly see why the stock is listed as a **Special**.
  - With older stock, we encourage you to sell **Special** with photos for maximum transparency.
- Special Now
  - Available for cases in Vine that are ready for immediate dispatch
  - To be eligible for **Special Now**, stock must be:
    - Physically in a Vine account
    - Paid for
    - In possession of a valid SIB passport or photograph
- Standard En Primeur
  - SEP contracts are for En Primeur trades only
  - Bank guarantees are required to sell En Primeur. Please discuss these with your Account Manager.
  - Seller has until May of the year of release to deliver the stock

## Viewing individual wine pages

<a href="#">Lafite Rothschild, 2008</a> 12x75, SIB		5,219 4	- -	5,411 09/05/16	5,352
---	---	------------	--------	-------------------	-------

Click on a wine name to go to its page: e.g. [Lafite Rothschild 2008](#)

<b>1</b>	<b>2</b>	<b>3</b>	<b>4</b>																																																																								
Market Summary	Market Depth	Charts	Reviews																																																																								
<b>a</b>		<b>b</b>																																																																									
<b>Best current list prices</b> <table border="1"> <thead> <tr> <th>Date</th> <th>Unit</th> <th>GBP</th> <th>Qty</th> <th>CI</th> <th>Role</th> </tr> </thead> <tbody> <tr><td>09/05/2016</td><td>6x75</td><td>2,700</td><td>1</td><td>-</td><td>N</td></tr> <tr><td>04/05/2016</td><td>6x75</td><td>2,700</td><td>1</td><td>-</td><td>N</td></tr> <tr><td>05/05/2016</td><td>12x75</td><td>5,426</td><td>1</td><td>-</td><td>N</td></tr> <tr><td>06/05/2016</td><td>12x75</td><td>5,500</td><td>1</td><td>-</td><td>N</td></tr> <tr><td>09/05/2016</td><td>12x75</td><td>5,538</td><td>4</td><td>-</td><td>N</td></tr> </tbody> </table>		Date	Unit	GBP	Qty	CI	Role	09/05/2016	6x75	2,700	1	-	N	04/05/2016	6x75	2,700	1	-	N	05/05/2016	12x75	5,426	1	-	N	06/05/2016	12x75	5,500	1	-	N	09/05/2016	12x75	5,538	4	-	N	<b>Recent trades</b> <table border="1"> <thead> <tr> <th>Date</th> <th>Where</th> <th>Unit</th> <th>GBP</th> <th>Qty</th> <th>Role</th> </tr> </thead> <tbody> <tr><td>09/05/2016</td><td>Liv-ex</td><td>12x75</td><td>5,411</td><td>1</td><td>-</td></tr> <tr><td>09/05/2016</td><td>Liv-ex</td><td>12x75</td><td>5,411</td><td>1</td><td>-</td></tr> <tr><td>26/04/2016</td><td>Liv-ex</td><td>12x75</td><td>5,210</td><td>1</td><td>-</td></tr> <tr><td>13/04/2016</td><td>Liv-ex</td><td>12x75</td><td>5,350</td><td>1</td><td>-</td></tr> <tr><td>06/04/2016</td><td>Liv-ex</td><td>12x75</td><td>5,377</td><td>3</td><td>-</td></tr> </tbody> </table>		Date	Where	Unit	GBP	Qty	Role	09/05/2016	Liv-ex	12x75	5,411	1	-	09/05/2016	Liv-ex	12x75	5,411	1	-	26/04/2016	Liv-ex	12x75	5,210	1	-	13/04/2016	Liv-ex	12x75	5,350	1	-	06/04/2016	Liv-ex	12x75	5,377	3	-
Date	Unit	GBP	Qty	CI	Role																																																																						
09/05/2016	6x75	2,700	1	-	N																																																																						
04/05/2016	6x75	2,700	1	-	N																																																																						
05/05/2016	12x75	5,426	1	-	N																																																																						
06/05/2016	12x75	5,500	1	-	N																																																																						
09/05/2016	12x75	5,538	4	-	N																																																																						
Date	Where	Unit	GBP	Qty	Role																																																																						
09/05/2016	Liv-ex	12x75	5,411	1	-																																																																						
09/05/2016	Liv-ex	12x75	5,411	1	-																																																																						
26/04/2016	Liv-ex	12x75	5,210	1	-																																																																						
13/04/2016	Liv-ex	12x75	5,350	1	-																																																																						
06/04/2016	Liv-ex	12x75	5,377	3	-																																																																						
All current prices		More																																																																									
<b>c</b>		<b>d</b>																																																																									
<b>Market overview (12x75)</b> <table border="1"> <thead> <tr> <th>Price point</th> <th>GBP</th> <th>Qty</th> </tr> </thead> <tbody> <tr><td>Benchmark Market Price</td><td>5,400</td><td>0</td></tr> <tr><td>Benchmark Liv-ex Trade</td><td>5,411</td><td>1</td></tr> <tr><td>30d Average Auction</td><td>-</td><td>-</td></tr> <tr><td>30d Average List Price</td><td>5,813</td><td>56</td></tr> </tbody> </table>		Price point	GBP	Qty	Benchmark Market Price	5,400	0	Benchmark Liv-ex Trade	5,411	1	30d Average Auction	-	-	30d Average List Price	5,813	56	<b>Other prices</b> <table border="1"> <thead> <tr> <th>Price point</th> <th>Date</th> <th>Unit</th> <th>GBP</th> <th>Qty</th> </tr> </thead> <tbody> <tr><td>Your last list</td><td>10/05/2016</td><td>12x75</td><td>5,550</td><td>12</td></tr> <tr><td>Your last sell</td><td>06/05/2014</td><td>12x75</td><td>5,200</td><td>4</td></tr> <tr><td>Ex-chateau open</td><td>160.0 EUR/btt</td><td></td><td></td><td></td></tr> <tr><td>Ex-negociant open</td><td>180.0 EUR/btt</td><td></td><td></td><td></td></tr> <tr><td>Ex-London open</td><td>1,850 GBP/cs</td><td></td><td></td><td></td></tr> </tbody> </table>		Price point	Date	Unit	GBP	Qty	Your last list	10/05/2016	12x75	5,550	12	Your last sell	06/05/2014	12x75	5,200	4	Ex-chateau open	160.0 EUR/btt				Ex-negociant open	180.0 EUR/btt				Ex-London open	1,850 GBP/cs																														
Price point	GBP	Qty																																																																									
Benchmark Market Price	5,400	0																																																																									
Benchmark Liv-ex Trade	5,411	1																																																																									
30d Average Auction	-	-																																																																									
30d Average List Price	5,813	56																																																																									
Price point	Date	Unit	GBP	Qty																																																																							
Your last list	10/05/2016	12x75	5,550	12																																																																							
Your last sell	06/05/2014	12x75	5,200	4																																																																							
Ex-chateau open	160.0 EUR/btt																																																																										
Ex-negociant open	180.0 EUR/btt																																																																										
Ex-London open	1,850 GBP/cs																																																																										

### 1) Market Summary

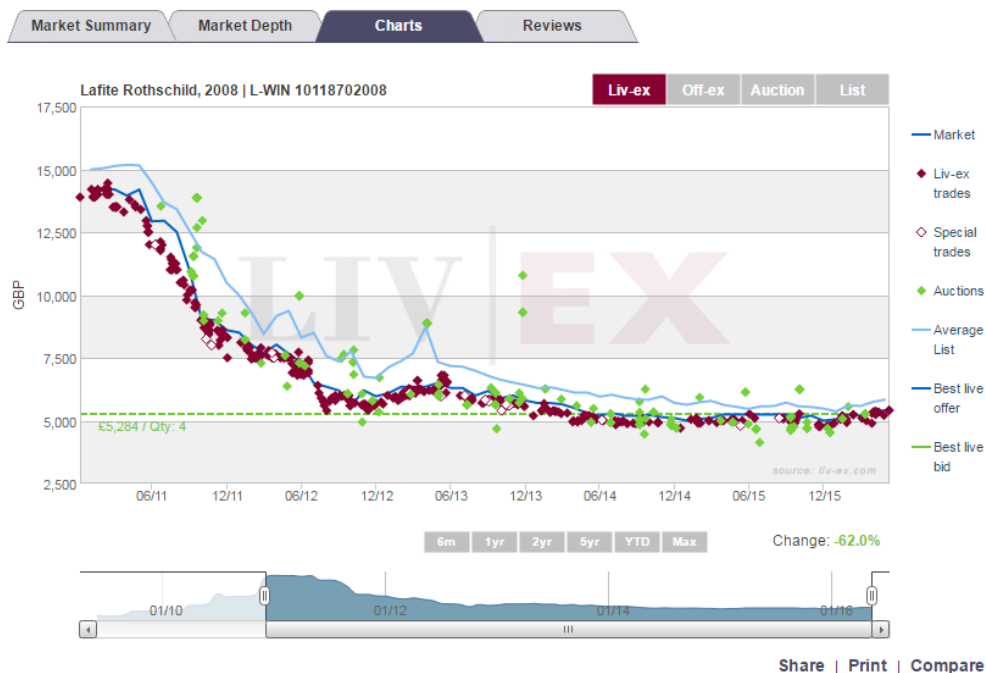
- a. Best current list prices
  - i. Liv-ex collects list prices from members
  - ii. Market Summary is sorted by the best current price in the last 30 days
  - iii. Click on 'All current prices' to expand
  - iv. CI column – Condition Issues. These can include US (US stock) or AS (Asian stock).
- b. Recent trades
  - i. Greyed out lines are Special trades
  - ii. Click on 'More' for a longer list
  - iii. If you are the Buyer or Seller this will be displayed in the Role column
- c. Market overview
  - i. Benchmark Market Price is the cheapest Tier 1 current list price, converted to a 12x75 price
  - ii. Benchmark Liv-ex Trade is the last trade for a 6x75 or 12x75
  - iii. 30d Average List Price is the average of all lists collected
- d. Other prices
  - i. Ex chateau first-tranche release prices shown where information is available
  - ii. Your last trade / last list is specific to you – send the [Liv-ex data team](#) your stock list for 'Your last list' to be populated.

2) **Market Depth: a view of all best bids, offers, trade and current list prices within a select time period**

Market Summary								Market Depth								Charts								Reviews							
All prices								Last 90 days								Cases															
Date	Price type	Unit size	Price	Qty	Contract	CI	Sold																								
18/05/2016	List	1x150	900	3		-	N																								
18/05/2016	Offer	1x150	1,101	1	SIB																										
03/05/2016	List	3x75	1,400	1		-	N																								
16/05/2016	List	3x75	1,450	1		dp	N																								
22/03/2016	Bid	6x75	2,350	1	SIB																										
28/03/2016	Trade	6x75	2,450	2	SIB																										
29/04/2016	Bid	6x75	2,455	2	SIB																										

- a. Bids are in green
- b. Offers are in blue
- c. Trades are in red
- d. Merchant list prices in grey
- e. Your position will be indicated with a red line around the box

3) **Charts**



- a. Show the performance of a wine over time
- b. The timescale can be adjusted and price points (including Liv-ex trades, Off-ex data, Auction data and best live bids or offers) can be added or removed by clicking on them.
- c. Charts can be easily shared in order to copy to emails for your customers.

#### 4) Reviews

Market Summary		Market Depth		Charts	Reviews
Date	Reviewer	Source	Score	Drink	
17/05/2012	James Suckling	Jamessuckling.com	95	--	
09/02/2012	Jancis Robinson	jancisrobinson.com	18	2018-2032	
19/01/2012	Jancis Robinson	jancisrobinson.com	16.5	--	
01/07/2011	Stephen Tanzer	July/Aug 2011	93	--	
02/05/2011	Robert Parker	TWA Issue 194	98	2017-2052	
04/05/2009	Jancis Robinson	jancisrobinson.com	17.5+	--	
01/05/2009	Ian D Agatta	May/June 2009	92-94	--	
30/04/2009	Robert Parker	Wine Advocate # 182	98-100	--	
16/04/2009	Jancis Robinson	jancisrobinson.com	17.5+-	2015-2030	
08/04/2009	Decanter Panel	decanter.com	19	--	
03/04/2009	James Suckling	winespectator.com	91-94	--	
01/04/2009	Michel Bettane/Thierry Dessauve	World of Fine Wine #24	18.5	2025-2045	
01/04/2009	Jean-Marc Quarin	www.quarin.com	94	--	

- a. Key scores and drinking dates – if available – from all the major critics.